

MB019 CPF/CKDF Multi-Bay Backplane Module




INSTALLATION GUIDE




• Front-panel description

MB019 CKDF



MB019 CPF



• Content Description



• Removable Hard Drive
Enclosure Rack Kit



• Accessory bag
6#-32 Flat Head screw x 16 pcs
6#-32 Truss Head screw x 16 pcs
Miniature key x 2
Key x 2 (MB019CKDF only)



• Installation Guide

• Failure indicators description


A. MB019CKDF

- a.1-When housing temperature exceeds the preset temperature setting, the Failure Indicator will indicate Amber color and the alarm buzzer sounds.
- a.2-When fan becomes dysfunctional, the Failure Indicator will indicate Red color and the alarm buzzer sounds.
- a.3-Deactivate the alarm buzzer by pressing the Reset button.
- a.4-The Failure Indicator will still indicate Amber (or Red) and will not revert until the failure is properly repaired.

B. MB019CPF

- b.1-When housing temperature exceeds the preset temperature setting, the Failure Indicator will indicate Red color.
- b.2-The Failure Indicator will still indicate Red and will not revert until the failure is properly repaired.

• Back-plane description



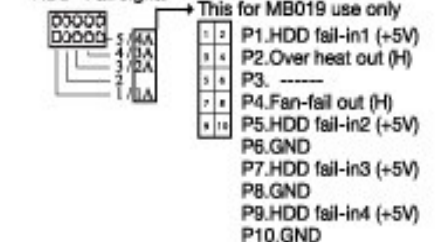
• HDD - Power/Access

1 2	P1.Power LED 1 (+)	P2.Power LED 1 (-)
3 4	P3.HDD Access 1 (+)	P4.HDD Access 1 (-)
5 6	P5. -----	P6. -----
7 8	P7. -----	P8. -----
9 10	P9.Power LED 2 (+)	P10.Power LED 2 (-)
11 12	P11.HDDAccess 2 (+)	P12.HDD Access 2 (-)
13 14	P13.Power LED 3 (+)	P14.Power LED 3 (-)
15 16	P15.HDD Access 3 (+)	P16.HDD Access 3 (-)
17 18	P17.Power LED 4 (+)	P18.Power LED 4 (-)
19 20	P19.HDD Access 4 (+)	P20.HDD Access 4 (-)

• TEMP Setting Jumper



• HDD -Fail signal



• ID Setting

Dip switch No.	1	2	3	4
Digital signal	1	2	4	8